

ELA quality all-rounder

2.435 metre wide container for design flexibility to meet all room needs

ela[container]



Brief Description

Mobile spaces must be flexible and provide almost unlimited usage options. The ELA quality all-rounder is the standard container for designs to suit all space requirements. It's self-supporting frame means that it can also be stacked without walls, making every layout possible.

The ELA quality all-rounder is fully equipped and ready for immediate use. Uncomplicated redesigns and additions to existing systems are easy to carry out. The comprehensive range of accessories and furnishings makes it suitable for universal use. The ELA replaceable elements also provide a high degree of variety in terms of the facilities. The elements on the end face are suitable for flexible deployment – in the summer, for example, the heating can be replaced with an air-conditioning unit in no time. Switching from electric to gas heating is just as easy.

ELA's quality all-rounders provide optimum protection against the weather and establish a pleasant room climate with low energy consumption. High-quality materials also guarantee a useful life far beyond the standard.

The ELA quality all-rounder meets the high quality standards of ELA: certified quality – made in Germany.

Features

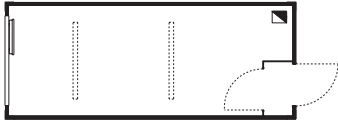
- + Hot-dip galvanised, free-standing steel frame construction
- + Triple stackable
- + Galvanised aluminium, 0.75 mm thick, accessible hard roofing (according to DIN 12944)
- + Integrated roof drainage with leaf grates
- + Hot-dip galvanised dead floor with protective coating
- + Exterior: hot-dip galvanised, 0.63 mm thick, beaded steel sheeting
- + Interior: hot-dip galvanised smooth metal sheet, 0.63 mm thick, with plastic-coated decorative film (magnetic)
- + Carpet or PVC flooring in brown or marbled grey
- + Insulation values PUR rigid foam
 - Roof: 80 mm PUR rigid foam, $U = 0.297 \text{ W/m}^2\text{K}$
 - Walls: 50 mm PUR rigid foam, $U = 0.456 \text{ W/m}^2\text{K}$
 - Floor: 50 mm PUR rigid foam, $U = 0.438 \text{ W/m}^2\text{K}$
- + Double windows with tilt and turn hardware
- + Insulated glazing, $U = 1.1 \text{ W/m}^2\text{K}$
- + CEE 400 V/32 A electrical input and output concealed behind inspection hatch
- + 2 empty conduits in the upper frame for the installation of additional cables (telephone, IT, etc.)
- + Electrical installation according to DIN VDE 0100
- + 2 ELA replaceable elements beneath the windows guarantee quick changing of modules: glass, gas/electric heating, air-conditioning unit possible
- + Can be combined with other ELA containers

20 foot ELA quality all-rounder

Article: CF20H25-B000

Dimensions: 6,055 mm × 2,435 mm × 2,890 mm

Clear room height: 2,500 mm



Features

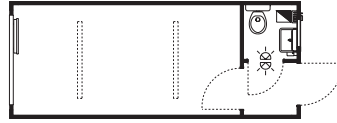
- + 1 multi-purpose exterior door 875 mm × 2,000 mm with security cylinder lock, profile cylinder and 3 keys
- + Windscreen with ZK interior door and coat hook
- + 1 tilt and turn window approx. 2,000 mm × 1,200 mm with aluminium roller shutter
- + Electrical installation according to DIN VDE 0100, 400/230 V, 50 Hz
- + Electric input and output CEE 400 V/32 A
- + 2 surface-mounted light fixtures, each with 1 × 58 W
- + Grounded receptacles and light switches
- + 2 empty electrical boxes in the frame corners
- + Electric convector 2 kW with thermostat
- + Connected load: 2.2 kW

20 foot ELA quality all-rounder with 1 WC

Article: CF20H25-B1WC

Dimensions: 6,055 mm × 2,435 mm × 2,890 mm

Clear room height: 2,500 mm



Features

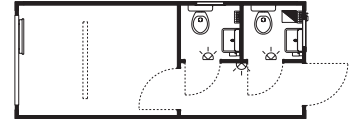
- Same as CF20H30-B000, but with 1 additional WC compartment
- + 1 WC
- + 1 vanity
- + 1 hot water tank, 5 litres, 2 kW
- + Mirror, shelf, towel hook, paper holder
- + 1 sanitary tilt window
- + 1 frost monitor, 0.5 kW
- + Drain DN 100, supply 3/4"
- + Connected load: 4.7 kW

20 foot ELA quality all-rounder with 2 WCs

Article: CF20H25-B2WC

Dimensions: 6,055 mm × 2,435 mm × 2,890 mm

Clear room height: 2,500 mm



Features

- Same as CF20H30-B000, but with 2 additional WC compartments
- + 2 WCs
- + 2 vanities
- + 2 hot water tanks, 5 litres, 2 kW
- + Mirror, shelf, towel hook, paper holder
- + 2 sanitary tilt windows
- + 2 frost monitors, 0.5 kW
- + Drain DN 100, supply 3/4"
- + Connected load: 7.2 kW

20 foot ELA quality all-rounder with 1 shower/1 WC

Article: CF20H25-BDWC

Dimensions: 6,055 mm × 2,435 mm × 2,890 mm

Clear room height: 2,500 mm



Features

Same as CF20H25-B000, but with 1 additional shower/WC compartment

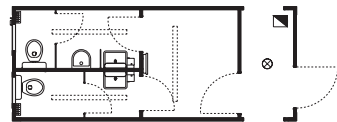
- + 1 WC
- + 1 vanity
- + 1 shower stall
- + 1 hot water tank, 30 litres, 2 kW
- + Mirror, shelf, towel hook, paper holder
- + 1 sanitary tilt window
- + Drain DN 100, supply 3/4"
- + Connected load: 5.2 kW

20 foot ELA quality all-rounder with 2 WCs (W/M)

Article: CF20H25-SDH1

Dimensions: 6,055 mm × 2,435 mm × 2,890 mm

Clear room height: 2,500 mm



Features

Same as CF20H25-B000, but with additional male/female WC compartments

- + 2 WCs
- + 1 urinal
- + 2 vanities
- + 2 hot water tanks, 5 litres, 2 kW
- + Mirror, shelf, towel hook, paper holder
- + 2 sanitary tilt windows
- + 2 frost monitors, 0.5 kW
- + Drain DN 100, supply 3/4"
- + Connected load: 6.2 kW

20 foot ELA quality all-rounder with interior corridor

Article: CF20H25-BF00

Dimensions: 6,055 mm × 2,435 mm × 2,890 mm

Clear room height: 2,500 mm



Features

Same as CF20H25-B000, but with addition of an interior corridor

- + Can be combined with other ELA containers
- + Corridor with/without door
- + Corridor lighting
- + Connected load: 2.2 kW